





NOTES:
 DESIGN AND SPECIFICATIONS SUBJECT TO CHANGE BY MANUFACTURE.
 POST AND FOOTING - AS REQUIRED BY SITE CONDITIONS AND CODES.

POST CAP OPTIONS			
NEW ENGLAND	GOTHIC	INSIDE PYRAMID	OUTSIDE PYRAMID
			



EverGuard® Ranch Three Rail
 8' Nominal Panel - Elevation / Section

DATE: 08.28.13

SCALE: 1/2" = 1'-0"

BY: DDD

DWG #: EG.RR.3R

COPYRIGHT ©